



# Protect Your Process

## The Streamline™ In-Line Filter/Strainer

### Application

Available in long and short models, Streamline™ filters and strainers provide versatile, cost-effective filtration. Designed for maximum application flexibility, the Streamline housing accepts a wide range of disposable filter and reusable strainer media. They are ideal for use in the dairy, food, beverage, meat and poultry, cosmetics, and pharmaceutical industries.

### Working principle

The Streamline™ filters and strainers are designed to promote product quality and sanitation, while protecting processing equipment such as homogenizers, meters, spray nozzles, needle valves, and pumps.

### Standard Design

One of the industry's most enduring product designs, the Streamline™ offers an efficient free-flow design, corrosion-resistant 316L stainless steel, sanitary design, and lightweight construction. The Streamline is available in two lengths to provide optimum filtration area for the application. Approved for use in USDA meat and poultry inspected plants, the Streamline™ is furnished with a single screen for straining large particles or with a backup tube and over screen with small perforations for removing finer particles.

Model SMS Strainers or FMS filters feature convenient sideentry and a pullout top (similar to Mainstream® design) for easy servicing without removal from the process line.



The Streamline™ In-Line Filter/Strainer



### Filtration

Streamline filters can be furnished with any one of five filtering media, down to 40 microns, including polyester, cotton cheesecloth and nylon mesh.



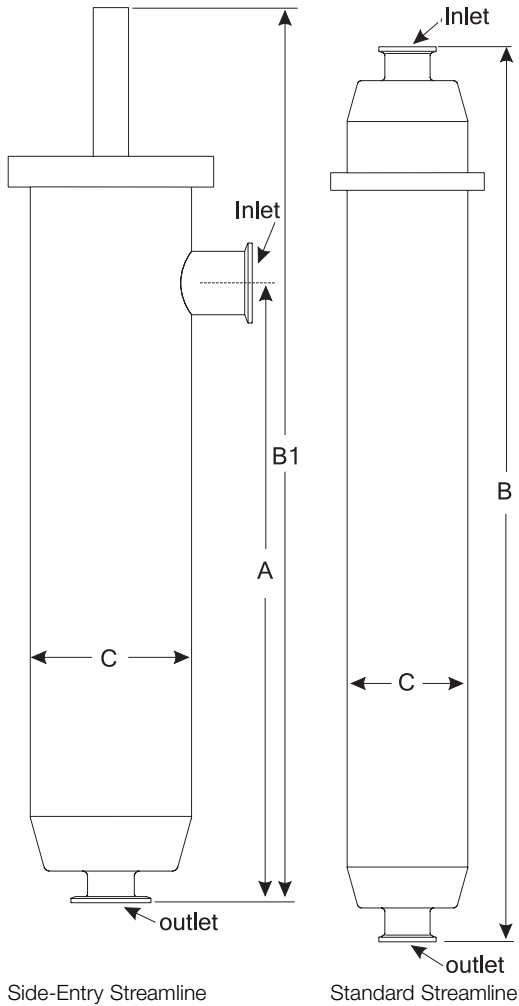
### Fine or Medium Strainer

Complete with a backup tube and overscreen with small perforations or wire mesh for removing finer particles (73 to 1130 microns).



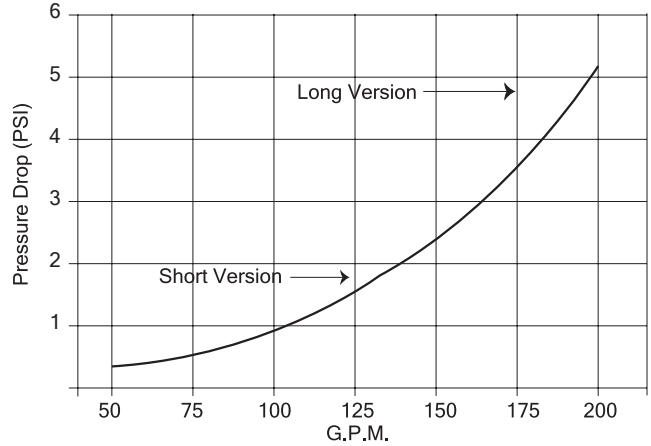
### Coarse Strainer

Furnished with a single perforated screen for straining large particles.



### Filter Pressure Drop Curves.

#### Streamline Filters Model 1 and 2



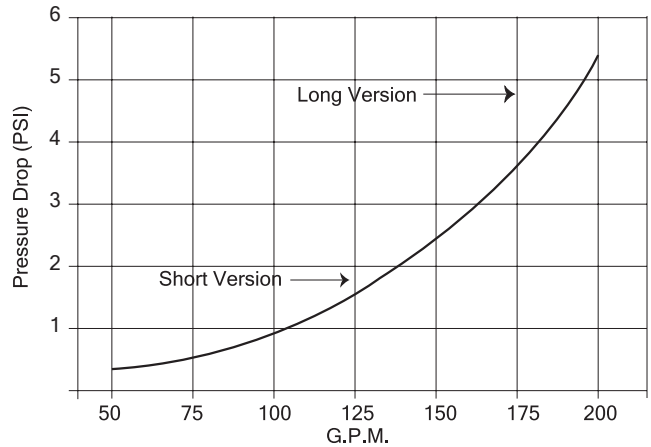
Curve is based on water.\*.

Max. flows for LONG and SHORT units shown.

Curve is typical for all filter socks.

### Strainer Pressure Drop Curves.

#### Streamline Strainers Model 1 and 2



Curve is based on water.\*.

Max. flows for LONG and SHORT units shown.

Curve is typical for all wire meshes and perforations.

\* Contact AL for sizing of non-water applications.

### Streamline Dimensions (inches)

Connection Size		Tri-Clamp® Connections				Outer Assembly Diameter (in.)	Effective Filter Area (ft. <sup>2</sup> )
		Length (in.) A	Length (in.) B	Length (in.) B1	Length (in.) D		
Short	1	15 <sup>3/8</sup>	15 <sup>3/4</sup>	22 <sup>1/4</sup>	3 <sup>1/2</sup>	4	0.65
	1½	15 <sup>3/8</sup>	15 <sup>3/4</sup>	22 <sup>1/4</sup>	3 <sup>1/2</sup>	4	0.65
	2	15 <sup>3/8</sup>	15 <sup>3/4</sup>	22 <sup>1/4</sup>	3 <sup>1/2</sup>	4	0.65
	2½	15 <sup>3/8</sup>	15 <sup>3/4</sup>	22 <sup>1/4</sup>	5	4½	0.75
	3	15 <sup>3/8</sup>	15 <sup>3/4</sup>	22 <sup>1/4</sup>	5	4½	0.75
Long	1½	35	35 <sup>3/8</sup>	41 <sup>7/8</sup>	3 <sup>1/2</sup>	4	1.95
	2	35	35 <sup>3/8</sup>	41 <sup>7/8</sup>	3 <sup>1/2</sup>	4	1.95
	2½	35	35 <sup>3/8</sup>	41 <sup>7/8</sup>	5	4½	2.25
	3	35	35 <sup>3/8</sup>	41 <sup>7/8</sup>	5	4½	2.25

### Replacement Strainer Selection

Perforated Metal Strainer Single Screens						Perforated Metal Over Screens					
Screen Part No.	Port Connections	Gauge	Hole Diameter (in.)	Holes Per Square Inch	Percent of Open Area	Screen Part No.	Gauge	Hole Diameter (in.)	Micron Rating	Holes Per Square Inch	Percent of Open Area
09G*	1, 1 <sup>1/2</sup> , 2	14	1/4 / .250	9	58	44A	26	.033	838	236	20
	2 <sup>1/2</sup> , 3	12	1/4 / .250	9	58	44B	26	.050	1270	132	26
09D	1, 1 <sup>1/2</sup> , 2	16	3/32 / .093	47	33	44C	26	.062	1590	97	30
09E	1, 1 <sup>1/2</sup> , 2	14	1/8 / .125	33	40	44U**	26	.040	1015	179	23
	2 <sup>1/2</sup> , 3	12	1/8 / .125	33	40						
09V	2 <sup>1/2</sup> , 3	12	3/16 / .187	18	51						

\* Note: All strainers using over screens require a backup tube — the recommended type G screen will be furnished as standard backup tube in all Alfa Laval filters and strainers.

\*\* Available only in long units.

### Wire Cloth Mesh Over Screens

Screen Part No.	Square Mesh Size	Space Between Wires (in.)	Micron Rating	Percent of Open Area
44R	16	0.045	0.045	50.7
44P	20	0.034	0.034	46.2
44T	30	0.021	0.021	40.8
44J	40	0.015	0.015	36.0
44N	50	0.011	0.011	30.3
44F	60	0.009	0.009	30.3
44L	80	0.007	0.007	31.4
44K	100	0.006	0.006	30.3
44H	120	0.005	0.005	30.7
44M	150	0.004	0.004	37.4
44S	200	0.029	73	33.6

### Replacement Filter Media Schedule

Media	Micron Rating*	Description
30B	513	Woven knapped cotten flannel
30C	300	Cheese cloth, single thickness cotton
30D	765	Nylon, 26/29 mesh, rectangular opening, (.025" x .030")
30E	40	Polyester (sewn seam)
30G	420	Nylon, 40 mesh

\* Estimated

**Materials**

Product wetted steel parts: . . . . .AISI type 316/316L Stainless Steel  
Other steel parts . . . . .AISI type 304 Stainless Steel  
Finish . . . . .32 μ-inch (0.8mm) Ra on product contact surfaces  
Product wetted seals . . . . .Buna, SFY (fluorelastomer)

**Technical data**

Pressure range . . . . .300 PSI at 70°F  
180 PSI at 210°F  
Maximum Differential Pressure . . . . .Single strainer - 50PSI  
Overscreen - 25 PSI  
Filter - 10 PSI  
Temperature range . . . . .250°F max (with fluorelastomer gaskets)

**Ordering**

Please state the following when ordering:

- Filter or strainer
- In-line or side-inlet
- Long or short unit
- Connection size
- Filter or strainer choice

Streamline units with filters or perforated metal strainers are authorized to carry the 3A symbol.

ESE00509ENUS 0705

The information contained herein is correct at the time of issue, but may be subject to change without prior notice.

**How to contact Alfa Laval**  
Contact details for all countries are continually updated on our website. Please visit [www.alfalaval.com](http://www.alfalaval.com) to access the information direct.

