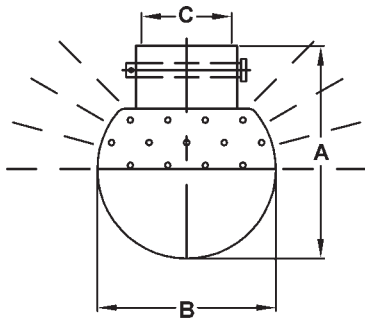


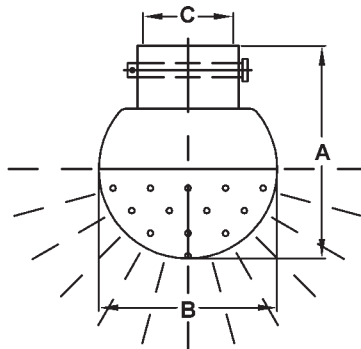
Fixed Spray Balls

- 304 / 316L stainless steel
- Heavy stainless steel construction for longer life
- Various spray patterns available, (blanks available as special order)
- Stationary - designed to be mounted to a tube or pipe
- Typical uses are in food and beverage industries for cleaning storage tanks

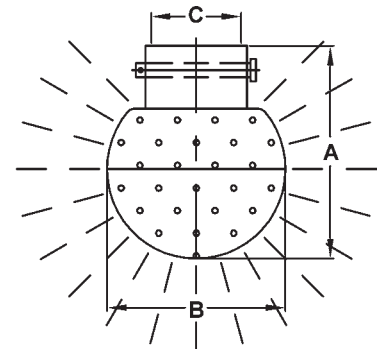
Size	Spray Pattern	304L Part Number	316L Part Number	Dimensions (in)		
				A	B	C
1"	360°	STC-360-G100	STC-360-R100	3.04	2.45	1.005
1½"	360°	STC-360-G150	STC-360-R150	3.54	2.95	1.505
1"	180° bottom	STC-180B-G100	---	3.54	2.95	1.005
1½"	180° bottom	STC-180B-G150	---	3.54	2.95	1.505
1"	180° top	STC-180T-G100	---	3.54	2.95	1.005
1½"	180° top	STC-180T-G150	STC-180T-R150	3.54	2.95	1.505



180° Upper Pattern



180° Lower Pattern

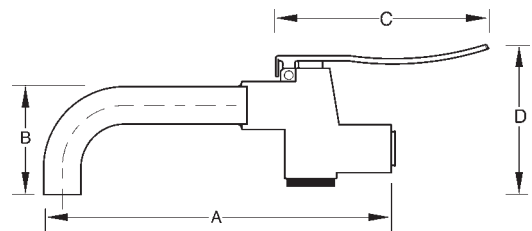


360° Pattern

Topping Gun

Topping Gun - BTG

- All 304 stainless steel construction
- ½" female NPT inlet
- ½" OD tube outlet
- Squeeze handle for easy opening and control
- Spring loaded trigger for positive shutoff
- EPDM seals and gaskets
- Water at ambient temperature and a 10' of static head and 1' of discharge losses volumetric flow rate = 7 GPM



Dimensions				Part Number
A	B	C	D	
8.094	3.375	4.750	4.563	BTG-G50

Note: All dimensions are in inches. Dimensions are approximate. Engineering dimensions are available upon request. Specifications are subject to change without notice.